

## OPTIMIX 2G 150-275



### Application

submersible motor for biogas and manure tanks  
 Dry matter content up to 12 %  
 Substrate temperature up to 55°C  
 pH-value 6.5 - 8.2

### Motor

Motor power: 15.0 kW  
 400 V, 50 Hz, special tension on request  
 Protection class IP 68, up to 10 m submergence  
 PTC thermistors 130 °C for thermal protection  
 High power factor  
 Separat oil chamber, turbine oil

### Gear

Flange mounted planetary gear,  
 Reduction ratio  $i = 5.33$   
 Separat oil chamber (1.5 Ltr.), Longlife gear oil  
 Oil change interval after 8,000 operating hours

### Electric Cable

Pressed cable gland  
 cable  $7 \times 4 + 4 \times 1,5 \text{ mm}^2$ ,  $\varnothing 20 \text{ mm}$ ,  
 Resistant against biomass microbes  
 Strain relief 800 N

### Ex zone (tube and gear)

Authorized for Ex-Zone 2  
 ATEX Classification  $\text{CE } \text{Ex II 3G Ex ec h IIA T3 Gc}$

### Propeller

3-blade high efficiency propeller,  
 dynamically balanced

Optimix 2G | 15 kW | propeller HD+ 850 | 275 rpm  
 Hardened steel optional galvanized, or ss304

### Guide mast connection

Guide mast support with 4 rollers for smooth height adjustment:

15 kW: 120 / 150 mm square mast  
 Special sizes on request

### Bearing

Bearing flange with mechanical seal SiC/SiC  
 2 tapered roller bearings to absorb the axial forces  
 Shaft  $\varnothing 45 \text{ mm}$

Bearing flange with own oil chamber, longlife gear oil  
 Oil change interval after 8,000 operating hours  
Accessory: POM protection to minimize abrasion

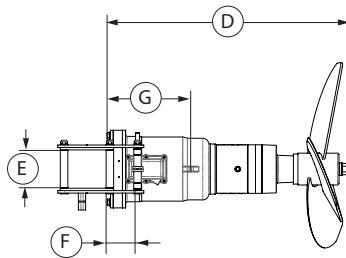
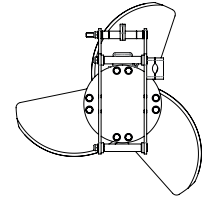
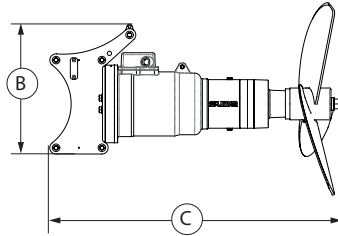
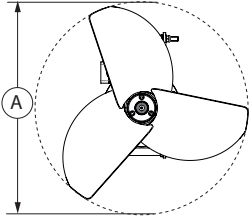
### Corrosion protection

Ductile cast iron housing (GGG40)  
 Agitator has an two component epoxy coating  
 Agitator is galvanically isolated from the guide mast

### Control box (optional)

Soft start or frequency converter

# OPTIMIX 2G 150-275



## Dimensions

Type	A [mm]	B [mm]	C [mm]	D [mm]	E [mm]	F [mm]	G [mm]			
2G 150-275	850	520	1,180	990	120/ 150	105 / 125	335			

## Technical data

Type	Rated Power [kW]	Rated Voltage [V]	Full load current [A]	Frequency [Hz]	Power factor $\cos \phi$	Gear reduction ratio	Propeller speed [rpm]	Propeller diameter [mm]	Axial force [kN]	Flow velocity [m/s] *	Pumping rate [m <sup>3</sup> /min]	Weight approx. [kg]
2G 150-275	15	400	29.1	50	0.83	5.33	275	850	4.1	3.6	119	200

Subject to technical changes  
\* measured in water and 1.2 m distance